

**KHSAA TITLE IX  
ANNUAL REPORT SUBMISSION  
STATUS REPORT  
2009-2010**

KHSAA  
Form T65  
Revised 4/09

TO: KHSAA Member School Superintendents, Principals, and Athletic Directors

FROM: Brigid L. DeVries, Commissioner  
Darren Bilberry, Assistant Commissioner

DATE: April 30, 2010

School	Boone County High School	Reviewed by	Kathy Johnston
--------	--------------------------	-------------	----------------

The following is a status report regarding the required 2009-2010 Title IX Annual Report submission of forms due into the KHSAA office by April 15, 2010. Appropriate KHSAA Audit Team personnel have reviewed these forms and the following is a summary of this review.

I. Checklist of Forms properly submitted in a satisfactory manner:

<input checked="" type="checkbox"/>	GE 19 (Annual Verification)	<input checked="" type="checkbox"/>	T-35 (Budget Expenses)
<input checked="" type="checkbox"/>	T-1 (Summary Program Chart 1)	<input checked="" type="checkbox"/>	T-36 (Budget Expenses)
<input checked="" type="checkbox"/>	T-2 (Summary Program Chart 2)	<input checked="" type="checkbox"/>	T-41 (Checklist – Overall Interscholastic Program)
<input checked="" type="checkbox"/>	T-3 (Summary Program Chart 3)	<input checked="" type="checkbox"/>	T-60 (Corrective Action Plan)
<input checked="" type="checkbox"/>	T-4 (Summary Program Chart 4)	<input checked="" type="checkbox"/>	T-63 (Interscholastic Survey Results)

II. Status

A.	<input checked="" type="checkbox"/>	2009-2010 Forms are satisfactory and no further information or action is necessary at this time.
B.		Errors have been noted with respect to the following forms:
C.		The following forms were omitted and must be submitted by school representatives:
D.	<input checked="" type="checkbox"/>	According to the 2009-2010 data, the school appears to be meeting the standards established in: <input type="checkbox"/> Test 1 (Athletic participation is proportionate to enrollment) <input type="checkbox"/> Test 2 (History and continuing practice of program expansion) <input checked="" type="checkbox"/> Test 3 (Full and effective accommodation of interests and abilities)
E.	<input checked="" type="checkbox"/>	Other Recommendation and Comments: According to the data and responses submitted, the school is currently meeting the standard established for Test 3 for the provision of athletic opportunities. In the area of benefits, total athletic spending appears to meet the parameters both on a percentage and per athlete basis. Please review the area of expenditures in regard to awards for girls cross country, boy's golf, and boys/girls tennis. Anytime zero dollars are indicated, then explanation should accompany the report. Thank you.



# KENTUCKY HIGH SCHOOL ATHLETIC ASSOCIATION 2009-2010 ANNUAL VERIFICATION OF TITLE IX PROCEDURES

KHSAA Form GE19  
Rev. 04/09

(To be submitted by April 15, 2010 along with other required forms)

The BOONE COUNTY High School, FLORENCE, Kentucky APR - 5 2010  
 (Name of High School) (City)

certifies to the Kentucky High School Athletic Association that the following is an accurate and true representation of the facts surrounding compliance with 20 U.S.C. Sections 1681-1688, et. Seq. (also known as Title IX). I certify the following provisions in accordance with records at the school contained in the permanent Title IX file, at least one copy of which must be maintained in the Principal's office, and to the best of my knowledge have completed the following tasks:

I. Established a gender equity committee at the high school. (List committee personnel and provide attachment if necessary)

Name	Address	Phone	Title (Supt., Principal, Student, Parent, Coach, Etc.)
JON SMITH	BCHS	282-5655	AD
MARK RALEIGH	BCHS		PRINCIPAL
NELL FOOKES	BCHS		TEACHER/COACH
KATIE MADDEN	BCHS		TEACHER/COACH
STACY DEASON	PARENT	816-2729	PARENT
BRENDA BOWEN	PARENT	750-0501	PARENT
HEATHER SANDLIN	BCHS SR.		STUDENT

II. Scheduled a minimum of three meetings during the 2009-2010 school year on the following dates:

10-7-09
12-9-09
3-3-10

III. Designated the following person(s) as the Title IX coordinator for the school:

Name	Title	Address	Phone
JON	SMITH	7056 BURLINGTON PIKE FLORENCE, KY 41042	859-282-5655

IV. Designated the following person(s) as the Title IX coordinator for the district:

Name	Title	Address	Phone
KATHY REUTMAN	DIR. STUDENT SERV.	8330 U.S. 42 FLOR. KY 41042	859-334-4455

School personnel are continuing to make periodic reviews of the boys' and girls' athletics program reflected in the Corrective Action Plan.

In addition to the above information, the above referenced school maintains a complete permanent file relative to Title IX records including copies of the self-assessment audit, all corrective action plans, and other related materials.

Principal's Signature

20

Date

Superintendent Signature

School Board Chairpersons' Signature

(Send original copy to KHSAA - Maintain duplicate in Title IX school folder)

**BOONE COUNTY HIGH SCHOOL**

**2009-2010 GENDER EQUITY COMM. CONTINUED FROM FORM GE19**

<b>NATHAN BROWNING</b>	<b>BCHS</b>	<b>TEACHER/COACH</b>
<b>ADAM SUNDERHAUS</b>	<b>BCHS</b>	<b>SR./ STUDENT</b>
<b>GREG MCQUEARY</b>	<b>BCHS</b>	<b>TEACHER/COACH</b>
<b>PAUL WESTHOFF</b>	<b>BCHS</b>	<b>TEACHER COACH</b>

BOONE COUNTY HIGH SCHOOL

GENDER EQUITY COMM. MEETING MINUTES 10-7-09

Meeting called to order by Jon Smith Athletic Director

All present except- Paul Westhoff

Mr. Smith charged the committee with selecting a chairperson and setting meeting dates and times to accommodate as much as possible.

Mr. Smith was elected Chair person and Nell Fookes volunteered to take down the minutes of the meetings. Meeting dates were set for the 2<sup>nd</sup> Wednesday every other month at 2:35 in the BCHS Library.

Mr. Smith stated we were required to administer the athletic survey required by the KHSAA for the annual Title IX report due by April 1<sup>st</sup>. It was suggested that we start this process early in the second semester to allow enough time to complete the task.

Mrs. Fookes summarized the committee's purpose for the new members. Mr. Smith handed out a couple of copies of the "Steps of Compliance" handout for new members to get familiar with.

Any member wishing to have items added to the next meeting 12/9/09 to email Mr. Smith or Mrs. Fookes beforehand.

**Boone County High School**

**Gender Equity Comm. Meeting minutes 12-9-09**

**Meeting called to order by Mr. Smith**

**All present except- Ms. Madden and Ms. Fookes and Mr. McQueary**

**Old Business- Title IX – Athletic Survey- It was suggested that we check the calendar and with Mr. McFarland and see if we could distribute survey In Homeroom early January.**

**New Business- January 8<sup>th</sup> Friday was selected to distribute athletic survey. Mr. Smith will make copies and distribute to 9<sup>th</sup>-11<sup>th</sup> only Home room teachers with instructions in teacher mailboxes. Mr. Browning is going to check with the Sports Marketing class to see if they would help with counting. Fall sports have concluded. Winter Sports have started as of last week.**

**Next meeting scheduled February 9<sup>th</sup>. @ 2:35**

**BOONE COUNTY HIGH SCHOOL GENDER EQUITY COMM.**

**METING MINUTES FOR 3/3/10**

Meeting called to order by Mr. Smith

All present except – Heather Sandlin, Mrs. Bowen, Mr. Raleigh

Meeting scheduled for February had to be changed because not enough members unable to attend. Rescheduled for 3/3/10

New Business- Committee presented results of survey. We are offering what most students want to participate in according to results. Bowling is growing in numbers. Our club was very successful winning the region this year. Question was asked if this is going to be a sanctioned sport any time soon. No discussion on why students choose not to participate. No action deemed necessary at this time to inquire about adding anything we don't already offer here at BCBS.

Questions were asked how we can get more kids involved in activities here at BCBS not just sports. Mr. Wilson formed a Strategy gaming club according to Mr. McQueary over twenty kids are participating in that. Meets every other Friday after school. Girls Basketball won the 33<sup>rd</sup> district for the 2<sup>nd</sup> year in a row. Mr. Smith added that our numbers are down on the girl's side for Volleyball and Softball. New coach's were added to these sports for this spring and next fall with instruction from Mr. Smith and Mr. Raleigh that we need to have a Fr. Volleyball team and raise number of participants in Softball which may take a year or two.

Spring sports have started and going smooth. Mr. Smith stated and that the Title IX report will be turned in by April 1<sup>st</sup> to the BC BOE with the results of the survey attached.

Next meeting scheduled for 5/12/10



**Triennial Participation Survey for Current KHSAA Offerings for  
Sports and Sports Activities**  
Return on or before June 9, 2008

KHSAA Form GE18  
Rev. 4/08

**Section 1. Participation Survey – Current KHSAA Sports and Sport Activity Offerings**

All responses should be in terms of boys who play the sport, girls who play, even if they cross gender lines. I.e. if you have a girl playing baseball, put 1 under girls in the baseball row	(1) <b>CURRENT INDIVIDUAL PARTICIPATION</b> List number of current year participants in all grades and at all levels		(2) <b>FUTURE TEAM PARTICIPATION / LACK OF PARTICIPATION</b> Indicate a new entry into KHSAA championship play with "X", a dropping of a sport with a "D". Mark only sports for which you did not enter postseason play in 2007-2008	
	BOYS	GIRLS	BOYS	GIRLS
Baseball	51	0		
Basketball	31	29		
Cheerleading ** (See important instructions on this response)	0	50		
Cross Country	15	10		
Football	113	0		
Golf	7	6		
Soccer	51	45		
Softball (Fast Pitch)		21		
Swimming/Diving	13	14		
Tennis	10	13		
Track and Field	54	46		
Volleyball		21		
Wrestling	11	1		

\*\* - Totals used only for National Federation participation numbers and insurance purposes. Not a KHSAA sport.

**Section 2. Interest and Participation Survey - Sports in which no championship play is currently conducted by KHSAA.**

Please review this list of sports for which the National Federation writes or adopts playing rules for which the KHSAA does not yet have a championship.	(3) <b>PARTICIPANTS IN NON KHSAA ACTIVITIES/SPORTS</b> List number of current year interscholastic participants		(4) <b>WOULD ENTER A TEAM IF KHSAA HAD A CHAMPIONSHIP</b> Indicate if your school would enter a team for KHSAA championship play if sponsored	
	BOYS (1)	GIRLS (2)	BOYS (3)	GIRLS (4)
Archery				
Badminton				
Bowling	12	10		
Canoeing				
Crew				
Decathlon/Pentathlon/Heptathlon				
Fencing				
Field Hockey				
Gymnastics				
Ice Hockey				
Judo				
Lacrosse				
Rifle				
Skiing				
Slow Pitch Softball				
Weight Lifting				

School BOONE CO. H.S. Date \_\_\_\_\_

Principal M. Huff Athletic Director \_\_\_\_\_

Date 3-26-10  
Signature Jon Gatz



**2009-2010  
ACCOMMODATION OF INTERESTS AND ABILITIES  
SUMMARY PROGRAM CHART (Form T-1)**

KHSAA Form T1  
Rev. 11/09

**Participation Opportunities: Test One - Proportionality**


		(Column 1)	(Column 2)	(Column 3)	(Column 4)
	Program	Enrollment	Percentage of Total Enrollment	Number of Interscholastic Participants (double and triple count)	Percentage of Total Participation
Row 1	GIRLS	712	47.5	216	37
Row 2	BOYS	790	52.5	368	63
Row 3	Totals	1502	100%	584	100%

Instructions:

\*Number of 8<sup>th</sup> grade students & below used in Column 3 and Column 4 calculations: 54

- Determine the total number of girls enrolled, (place in Row 1, Column 1). Determine the total number of boys enrolled, (place in Row 2, Column 1).
- Add the total number of girls and boys enrolled to determine total enrollment, (place in Row 3, Column 1).
- Calculate the percentage of total enrollment that is female. (Divide Row 1, Column 1 by Row 3, Column 1 and place in Row 1, Column 2.) Calculate the percentage of total enrollment that is male. (Divide Row 2, Column 1 by Row 3, Column 1 and place in Row 2, Column 2.) Note: Row 1, Column 2 plus Row 2, Column 2 should total 100%.
- Ask coaches to confirm the names of those individuals who are on the team as of the first **date of regular season competition**, and cross out the names of those who were cut from the team or quit the team prior to the first regular season competitive event. Determine the total number of interscholastic athletics participants that are girls, (and place in Row 1, Column 3). In order to determine the total number of athletics participants, an individual should be counted each time he or she participates on a team. For example, if Jane Doe competes on the varsity volleyball team, the junior varsity volleyball team, the junior varsity basketball team, and the varsity softball team, she should be counted as four participants (**do not include club or intramural sports participants, cheerleaders, dance teams, or pom squads**). Calculate the same way for boys and girls. \* In addition, should 8<sup>th</sup> grade students and below play on a Freshman, Junior Varsity, or Varsity team, they should also be counted for each team and sport on which they participate. If applicable, please asterisk in the above notation as to how many 8<sup>th</sup> grade students & below are included in the totals. Using the same procedure, determine the total number of interscholastic athletic participants that are boys, (and place in Row 2, Column 3). Add Row 1, Column 3 plus Row 2, Column 3 to get total participants and place in Row 3, Column 3.
- Calculate the percentage of female participation. (Row 1, Column 3 divided by Row 3, Column 3 and place in Row 1, Column 4.) Calculate the percentage of male participation. (Row 2, Column 3 divided by Row 3, Column 3 and place in Row 2, Column 4.) Note: Row 1, Column 4 plus Row 2, Column 4 should total 100%.

te: While being within three percent is not a formal compliance standard, if the percent listed in Row 1, Column 4 is within 3% of Row 1, Column 2, then it provides a good target within which compliance is likely.

Principal's Signature:  Date: 3-26-10






2009-2010

KHSAA Form T2  
Rev. 11/09

ACCOMMODATION OF INTERESTS AND ABILITIES  
SUMMARY PROGRAM CHART (FORM T-2)  
PARTICIPATION OPPORTUNITIES: TEST TWO - PROGRAM EXPANSION

		Column 1	Column 2	Column 3	Column 4	Column 5
Program		Number of Teams Currently Offered	Number of Participants	Number of Teams Added Since the beginning of the 2005-2006 School Year	Current Number of Participants for the 2009-2010 school year who are playing on teams added since the 2005-2006 School Year	Percent of Total Participation By Sex Added Since the beginning of the 2005-2006 School Year
GIRLS Row 1	varsity:	11	111	4	24	
Row 2	j.v.:	7	67	0	0	
Row 3	frosh:	3	38	1	14	
Row 4	total:	21	216	5	39	18%
BOYS Row 5	varsity:	11	190	3	34	
Row 6	j.v.:	7	82	0	0	
Row 7	frosh:	5	96	1	13	
Row 8	total:	23	368	4	47	12.7%

- For Column 1, list the number of interscholastic teams offered for girls and boys at each competitive level (varsity, junior varsity, and freshman). For girls, total each of the entries in Rows 1, 2, and 3 into Row 4. For boys, total Rows 5, 6, and 7 into Row 8.
- 2) For Column 2, list the number of participants at each level. For girls, total each of the entries in Rows 1, 2, and 3 into Row 4. For boys, total Rows 5, 6, and 7 into Row 8. Note: The totals in Row 4 for girls and in Row 8 for boys must be the same as the totals in Form T-1, Column 3, Rows 1 and 2 respectively.
  - 3) For Column 3, list the number of interscholastic teams that have been added in the last five years at each competitive level. Count each team added during the 5 year period only one time. e.g. Girl's junior varsity soccer was added 3 years ago, count the team only once, not 3 times. For girls, total the entries in Rows 1, 2, and 3 into Row 4. For boys, total Rows 5, 6, and 7 into Row 8.
  - 4) For Column 4, list the number of participants that are currently on each level of the teams that were added in the last five years. If a team was added previously but no longer exists, there are no current participants to be added for that team. For girls, total the entries in Rows 1, 2, and 3 into Row 4. For boys, total Rows 5, 6, and 7 into Row 8.
  - 5) For Column 5, calculate the percentage of participants that have been added in the last five years. For girls, take the number in Column 4, Row 4 and divide by the number in Column 2, Row 4. For boys, take the number in Column 4, Row 8 and divide it by the number in Column 2, Row 8.
  - 6) **Note: If the percentage of current participants added in the last five years is 25% or greater for the underrepresented sex (most likely girls), compliance with Test Two may be possible. If less than 25%, then compliance with Test Three should be analyzed. CAUTION: 25% is not a formal compliance standard.**

Principal's Signature:  Date: 3.26-10



**2009-2010  
ACCOMMODATION OF INTERESTS AND ABILITIES  
SUMMARY PROGRAM CHART (FORM T-3)**

KHSAA Form T3  
Rev. 11/09


**Participation Opportunities Test Three Full Accommodation**

**FOR ANY QUESTION ANSWERED "YES" IDENTIFY THE RESPECTIVE SPORT(S).**

	<b>GIRLS (Yes / No)</b>		<b>BOYS (Yes / No)</b>
1. Based on the responses from your most recent student survey, is there sufficient interest to form a viable interscholastic team for a sport not currently offered? If yes, what sport?	NO		NO
2. For a sport not currently offered at the varsity level, is there sufficient interest based on your most recent Student Interest Survey to form a viable team for an interscholastic freshman team or junior varsity team?	NO		NO
3. For a sport currently offered at the interscholastic Junior Varsity or freshmen level, is there sufficient interest, based on your most recent Student Interest Survey, to form a varsity team?	NO		NO
4. If you answered YES to question (1), (2), or (3), are there enough high schools in the geographic area offering the sport (at the appropriate level) to allow for the development of a reasonable schedule of competition?	NO		NO
5. If you answered YES to question (1), (2), (3), or (4), are there enough high schools in the geographic area offering the sport (at the appropriate level) to allow for the development of a reasonable schedule of competition?	NO		NO

Remember, test three – full accommodation means addressing the unmet interest of the underrepresented sex (most likely girls), not the overrepresented sex (most likely boys).

Plans to Address Interest:

Principal's Signature:  Date: 3.26.10



2009-2010  
 ACCOMMODATION OF INTERESTS AND ABILITIES  
 SUMMARY PROGRAM CHART (FORM T-4)

KHSAA Form T4  
 Rev. 11/09

Levels of Competition Test One

		Column 1	Column 2	Column 3
Girls	Team Levels	Number of Teams Currently Offered	Number of Participants	Percentage of Participants at Each Level
Row 1	varsity:	11	111	51.4
Row 2	j.v.:	7	67	31.1
Row 3	frosh:	3	38	17.5
Row 4	total:		216	100%
Boys				
Row 5	varsity:	11	190	51.6
Row 6	j.v.:	7	82	22.2
Row 7	frosh:	5	96	26.2
Row 8	total:		368	100%

- 1) Column 1, list the number of interscholastic teams offered for girls and boys at each competitive level; varsity, junior varsity, and freshman. (Refer to Form T-2, Accommodation of Interests and Abilities, Summary Program Chart 2, Column 1.)
- 2) For Column 2, list the number of participants at each level. For girls, total the entries in Rows 1, 2, and 3 into Row 4. For boys, total the entries in Rows 5, 6, and 7 into Row 8. (Refer to Form T-2, Accommodation of Interests and Abilities, Summary Program Chart 2, Column 2.)
- 3) For Column 3, calculate the percentage of female and male participants at each level.  
 For girls' varsity, junior varsity, and frosh, respectively:
  - Divide Column 2, Row 1 by Column 2, Row 4, and place the percentage in Column 3, Row 1
  - Divide Column 2, Row 2 by Column 2, Row 4, and place the percentage in Column 3, Row 2.
  - Divide Column 2, Row 3 by Column 2, Row 4, and place the percentage in Column 3, Row 3.  
 For boys' varsity, junior varsity, and frosh, respectively:
  - Divide Column 2, Row 5 by Column 2, Row 8, and place the percentage in Column 3, Row 5.
  - Divide Column 2, Row 6 by Column 2, Row 8, and place the percentage in Column 3, Row 6.
  - Divide Column 2, Row 7 by Column 2, Row 8, and place the percentage in Column 3, Row 7.

Principal's Signature: M. K. [Signature] Date: 3-26-10



**2009-2010  
ACTUAL EXPENDITURES - PROGRAM COMPARISON CHART 1 -(FORM T-35)  
TO INCLUDE BOOSTER CLUB FUNDING**

Sports	Equipment and Supplies		Travel		Awards		Coaches' salaries (to include supplemental and extended employment; dollar amount required)	# Coaches for all levels / # Teams for all levels	Facilities Improvements		Publications (if sport-specific)	
	School	Booster	School	Booster	School	Booster			School	Booster	School	Booster
G basketball	21,670	0	1673.25	0	148.00	0	22,296.48	3/3	1266.00	0	0	0
B basketball	13,303	0	0	0	130.00	0	19,920.05	3/3	1266.00	0	0	0
G softball	633.00	0	0	0	110.00	0	5,602.84	2/2	1720.00	0	0	0
B baseball	5022.58	0	0	0	250.00	0	5,777.64	3/3	1720.00	0	0	0
G cross country	2148.37	0	0	0	0	0	4,578.24	1/2	0	0	0	0
B cross country	1198.38	0	0	0	50.00	0	3,081.76	1/2	0	0	0	0
G golf	3306.65	0	0	0	100.00	0	2,258.88	1/1	0	0	0	0
B golf	3485.00	0	0	0	0	0	2311.32	1/1	0	0	0	0
G soccer	8080.60	0	0	0	140.00	0	8239.50	3/3	1720.00	0	0	0
B soccer	8386.11	0	0	0	200.00	0	7993.68	3/3	1720.00	0	0	0
G swimming	1839.47	0	0	0	83.00	0	1118.73	1/1	821.00	0	0	0
B swimming	1839.47	0	0	0	83.00	0	1118.73	1/1	821.00	0	0	0

1. Total expenditures on T-35 and T-36 on the 2009-2010 year report due by April 15, 2010 of each school year, should reflect the total monies spent (rounded off to nearest dollar) for the entire school year of 2008-2009 ending June 30, 2009.

2. Booster Club Funding/Contributions must be included in the above expenditures total. (Note: It is illegal for coaches to be paid by Booster Clubs - Reference KHSAA Bylaw 27)

Principal's Signature:

Date:

3/26/10



2009-2010  
 ACTUAL EXPENDITURES - PROGRAM COMPARISON CHART 2 - (Form T36)  
 TO INCLUDE BOOSTER CLUB FUNDING

Sports	Equipment and supplies		Travel		Awards		Coaches' salaries (to include supplemental and extended employment; dollar amount required)		Facilities improvements		Publications (if sport-specific)	
	School	Booster	School	Booster	School	Booster	School	# Coaches for all levels / # Teams for all levels	School	Booster	School	Booster
G track	362.98	0	0	0	110.00	0	6,942	2/3	100.00	0	0	0
B track	543.69	0	0	0	125.00	0	6,942	2/3	100.00	0	0	0
G tennis	0	0	0	0	0	0	3,271	1/2	0	0	0	0
B tennis	0	0	0	0	0	0	2,573	1/2	0	0	0	0
G volleyball	14,038	0	0	0	90.00	0	5,199	2/2	1,266	0	0	0
B wrestling	3,848	0	0	0	75.00	0	5,270	1/2	0	0	0	0
G (list sport)												
B football	23,602	0	6,764	0	500.00	0	54,116	9/3	1,720	0	0	0
G (list sport)												
B (list sport)												

- Total expenditures on T-35 and T-36 on the 2009-2010 year report due by April 15, 2010, should reflect the total monies spent (rounded off to nearest dollar) for the entire school year of 2008-2009 ending June 30, 2009.
- Booster Club Funding/Contributions must be included in the above expenditures totals. Indicate percentage of total expenditures for each gender. (If disparities are obvious, list on your Corrective Action Plan (T-60) what action you will take to correct the problem.

Gender	Expenditures	Percentage
Boys	\$ 183,282	60%
Girls	\$120,934	40%
Total:	\$304,216	100%

Principal's Signature: \_\_\_\_\_

Date: 3-26-10

## **TITLE IX REPORT 2010**

### **ADDENDUM: Boone County High School**

#### **Transportation: Forms T35, T36**

In forms T35 & T36 most of our sports show no travel expenses. This is due to two factors. Our school district is on a staggered start system (High Schools & Middle Schools start at 7:30 a.m. and end at 2:30. Elementary Schools start at 8:30 and end at 3:30) this means we cannot get buses until after 4:15 on school days. The second factor is our geographic location places us very close (within 10 miles) to 26 Northern Kentucky High Schools. Therefore most of our teams use parent transportation to and from sporting events. We use buses for all Football travel (dirty uniforms & equipment & large number of participants and for other sports when we go longer distances or are staying for a longer time.

**Jon Smith, Athletic Director**

**March 4<sup>th</sup>, 2010**



2009-2010 KHSAA TITLE IX ATHLETICS AUDIT (Form T-41)  
Checklist - Overall Interscholastic Athletics Program

KHSAA Form T41  
Rev. 11/09

**DIRECTIONS:**

For the Areas of Compliance (Opportunities and Benefits) listed on the left hand side of the page, place a checkmark under the appropriate column identifying whether your school provided an advantage to the Girls' Program, or to the Boys' Program or to Neither Program. A review of T-35 and T-36 spending patterns might be helpful in completing this form.

Areas of Compliance:	ADVANTAGE TO:		
	GIRLS' PROGRAM	BOYS' PROGRAM	NEITHER PROGRAM
<b>OPPORTUNITIES</b>			
Accommodation of Interest and Abilities			X
<b>BENEFITS</b>			
Equipment and Supplies			X
Scheduling of Games and Practice Time			X
Travel and Per Diem Allowances			X
Coaching			X
Locker Rooms, Practice and Competitive Facilities			X
Medical and Training Facilities and Services			X
Publicity			X
Support Services			X
Housing and Dining			N/A
Tutoring			X
Athletic Scholarships			N/A

If an advantage/inequity is indicated, corrective action should be shown on the Corrective Action Plan, Form T-60.

Principal's Signature: M M Date: 3-26-10



**2009-2010 TITLE IX  
CORRECTIVE ACTION PLAN  
(FORM T-60)**

**DIRECTIONS:**

1. For Column 1, indicate the intended area (Opportunities or Benefits) which needs corrective action in order to achieve gender equity. For Column 2, write the suggested change or activities that will correct the area in need of alteration. For Column 3, include the estimated completion date for the changes or activities.
2. It is possible to attain compliance with Title IX and no longer need "corrective" action. However, the KHSAA strongly encourages compliant schools to identify items for improvement (Column 1), activities to accomplish the improvement (Column 2) and a timetable for completion (Column 3) that will strengthen the athletic program.
3. You may copy this form as needed. Please attach corrective action plans along with audit forms and submit by April 15, 2010.

COLUMN 1	COLUMN 2	COLUMN 3
SPECIFIC ITEM FOR CORRECTION/IMPROVEMENT	PLAN FOR SUGGESTED CHANGE	START DATE AND COMPLETION DATE OF CORRECTIVE ACTION
CONTINUE EMPHASIS ON FEMALE PARTICIPATION GOLF, VOLLEYBALL, SOFTBALL MAIN 3 SPORTS	2 NEW/HEAD COACHS IN GIRLS VOLLEYBALL AND SOFTBALL. SOFTBALL FOR 09-10 SEASON VOLLEYBALL STARTING 10-11	STARTING SPRING 10 SF BALL COACH AWARE WE NEED HIGHER NUMBERS. VOLLEYBALL INSTRUCTED TO FIELD A FR. TEAM FOR FALL 11
WRESTLING TEAM	WRESTLING FINISHED 3 RD SEASON SINCE IMPLEMENTATING PROGRAM BACK NEED MORE PARTICIPATION NUMBERS LACKING FINISHED	OF THE SINGLE DIGITS WHO FINISHED SEASON 3 QUALIFIED FOR STATE TOURN. COACH DOES AN EXCELLENT JOB WITH WHAT HE HAS.
CONTINUE IMPROVEMENT OF FACILITIES	TRACK NEEDS RESURFACING. WAITING ON RESPONSE FROM BOARD OF ED. PUT 50 TONS OF DIRT ON EACH OF THE THREE FIELDS.	HOPEFULLY BEFORE 10-11 SCHOOL YEAR ENDS ON TRACK

Principal's Signature: \_\_\_\_\_

Date: 3-26-10





**INTERSCHOLASTIC ATHLETICS  
SURVEY (FORM T-63)  
Summary of Student Responses**

**School Year:** 2009-2010

**School Name:** BOONE COUNTY HIGH SCHOOL

**Enrollment (9-12 Grade):** (SHOULD AGREE WITH FORM T-1, COLUMN 1, ROW 3)

**Number of 9-11 Grade Students Surveyed:**

**Number of 8<sup>th</sup> Grade Students Surveyed:**

**Date:** 3/26/10

**Completed By:** JON SMITH A.D. /GEN EQUIT. COMM.

**Instructions:**

1. Summarize the Student Athletics Interest Surveys Form T-61 by listing the total number of responses on the line next to each sport.
2. Under the Other Category please provide a listing of the sports as well as the number of students who are interested in participating.
3. Please sign and date this Summary Form (T-63) and mail this Summary Form only to the KHSAA by April 15. Do not mail the student surveys (Form T-61). However, these Forms should be maintained in your files in the event they are requested subsequently.

<u>1160</u>	Number of Surveys	87%
<u>1014</u>		
<u>87%</u>	Total Returned (A minimum of 80% return is expected)	
<u>9-11</u>	Grades Surveyed (Should be grades 9-11 and 8 <sup>th</sup> grade if school has a feeder system)	

Who Administered The Survey?	<u>ATHLETIC DIRECTOR</u>
How Was The Survey Administered?	<u>GIVEN IN STUDENTS HOMEROOM CLASS</u>

Give details on how it was administered and to which school group, Example: English classes, or all home rooms, etc. or advisee/advisor?)

**KHSAA Sanctioned Fall Sports (List Total Number of Participation Responses)**

<u>35</u>	Cross Country (Girls)
<u>41</u>	Cross Country (Boys)
<u>190</u>	Football (Boys)
<u>46</u>	Golf (Girls)
<u>42</u>	Golf (Boys)
<u>68</u>	Soccer (Girls)
<u>66</u>	Soccer (Boys)
<u>109</u>	Volleyball (Girls)

**Winter Sport** (List Total Number of Participation Responses)

<u>101</u>	Basketball (Girls)
<u>133</u>	Basketball (Boys)
<u>56</u>	Indoor Track (Girls)
<u>44</u>	Indoor Track (Boys)
<u>41</u>	Swimming & Diving (Girls)
<u>34</u>	Swimming & Diving (Boys)
<u>53</u>	Wrestling (Boys)

**Spring Sport** (List Total Number of Participation Responses)

<u>96</u>	Baseball (Boys)
<u>62</u>	Fast Pitch Softball (Girls)
<u>48</u>	Tennis (Girls)
<u>27</u>	Tennis (Boys)
<u>71</u>	Track (Girls)
<u>86</u>	Track (Boys)

**Non-KHSAA Championship Sports** (From Student Survey T-61 Question 10)

<u>39</u>	Archery
<u>32</u>	Field Hockey
<u>68</u>	Bowling
<u>7</u>	Gymnastics (Boys)
<u>59</u>	Gymnastics (Girls)
<u>57</u>	Ice Hockey
<u>43</u>	Lacrosse (Boys)
<u>19</u>	Lacrosse (Girls)
<u>26</u>	Rifle
<u>22</u>	Rodeo
<u>47</u>	Slow Pitch Softball
<u>31</u>	Volleyball (Boys)
<u>3</u>	Water Polo
<u>78</u>	Weightlifting
<u>9</u>	Other sports not listed _____

**Number of Students who participate in Intramural Sports**  
(From Student Survey T-61 Question 5)

<u>Sport</u>	<u>Number</u>
COMMUNITY OFFERS INTRAMURAL SPORTS	

**List Intramural Sports students are interested in adding:**  
 (From Student Survey T-61 Question 6)

<u>Sport</u>	<u>Number</u>
DODGEBALL	37
SOCCER	60
BASKETBALL	106
DANCE	7
VOLLEYBALL	79

**Participation in Non-School Sports Activities**  
 (From Student Survey T-61 Question 7)

<u>Sport</u>	<u>Number</u>
SOFTBALL	31
BOWLING	27
BASEBALL	57
SOCCER	89
VOLLEYBALL	46
BASKETBALL	108

**Reasons for not participating in interscholastic athletics**  
 (From Survey Question 8)

- 391 I prefer other activities such as band, chorus, etc.
- 324 I don't have time
- 59 The practice schedules and game times are inconvenient
- 46 The sport I like isn't offered
- 41 It's too expensive
- 82 I prefer to participate in club or intramural sports
- 204 Working
- 108 Other: \_\_\_\_\_

**Student Suggestions to encourage participation**

---



---




---



---



---

  
 Principal's Signature

3-26-10  
 Date